


SMT Power Inductor

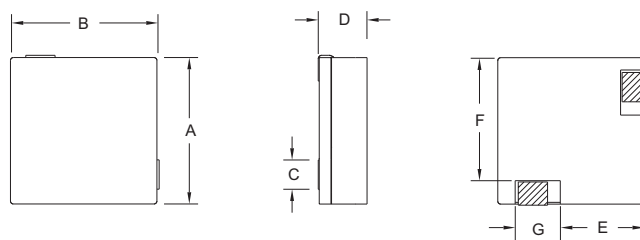
HAL1340 Type

Features

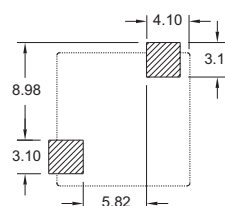
- RoHS compliant.
- Low profile (4.0mm max. height) SMD type.
- Magnetically shielded, suitable for high density mounting.
- High energy storage and low DCR.
- Provided with embossed carrier tape packing.
- Ideal for power source circuits, DC-DC converter, DC-AC inverters inductor application.
- In addition to the standard versions shown here, customized inductors are available to meet your exact requirements.



Mechanical Dimension:



RECOMMENDED PAD PATTERNS



UNIT : mm / inch
 A = 12.5±0.4 / 0.492±0.016
 B = 12.5±0.4 / 0.492±0.016
 C = 2.40 / 0.094
 D = 4.00 / 0.157 Max.
 E = 7.75 / 0.305
 F = 10.35 / 0.407
 G = 3.75 / 0.148

Electrical Characteristics: At 25°C: 100KHz, 1V

PART NO.	Lo ¹ (uH)	Li (uH) ±20%	DCR (mΩ) MAX	Isat ² (Adc)
HAL1340-0R3	0.3	0.25	1.80	38
HAL1340-0R7	0.7	0.70	2.50	32
HAL1340-1R2	1.2	1.00	3.45	20
HAL1340-2R0	2.0	1.70	4.35	16

1. Lo is the initial inductance.
2. Isat is the DC current which cause the inductance drop to Li.
3. Operating temperature : -20°C to 105°C (including self-temperature rise).



DELTA ELECTRONICS, INC.

(TAOYUAN PLANT CPBG) 252, SAN YING ROAD, KUEISAN INDUSTRIAL ZONE, TAOYUAN SHIEN, 333, TAIWAN, R.O.C.

TEL: 886-3-3591968; FAX: 886-3-3591991

<http://www.deltaww.com>